

Cobra



Discover the new M&C Cylinder: Cobra!

The Cobra is a new cylinder featuring smart innovations! Specially developed to make creating master key systems easier. The cylinder comes standard with new nickel silver pins and a smoother key entry. Available in nickel, brass, and black finishes.

The Advantages of the M&C Cobra

U-clips & Mirror key

By replacing the U-clips, a master key system can be created without changing the pins. With the included mirror key, you can open the inside of the cylinder core to manually replace the U-clip.

Master Key Systems

The Cobra is ideal for large master key systems thanks to the combination of different U-clips and six different main pins. Sets are available in 10, 20, 30, 40, and 50-cylinder versions. The required U-clips are sold separately and are not included as standard. Each set of 10 cylinders includes 2x GMK and 2x GMK mirror for changing the profiles.

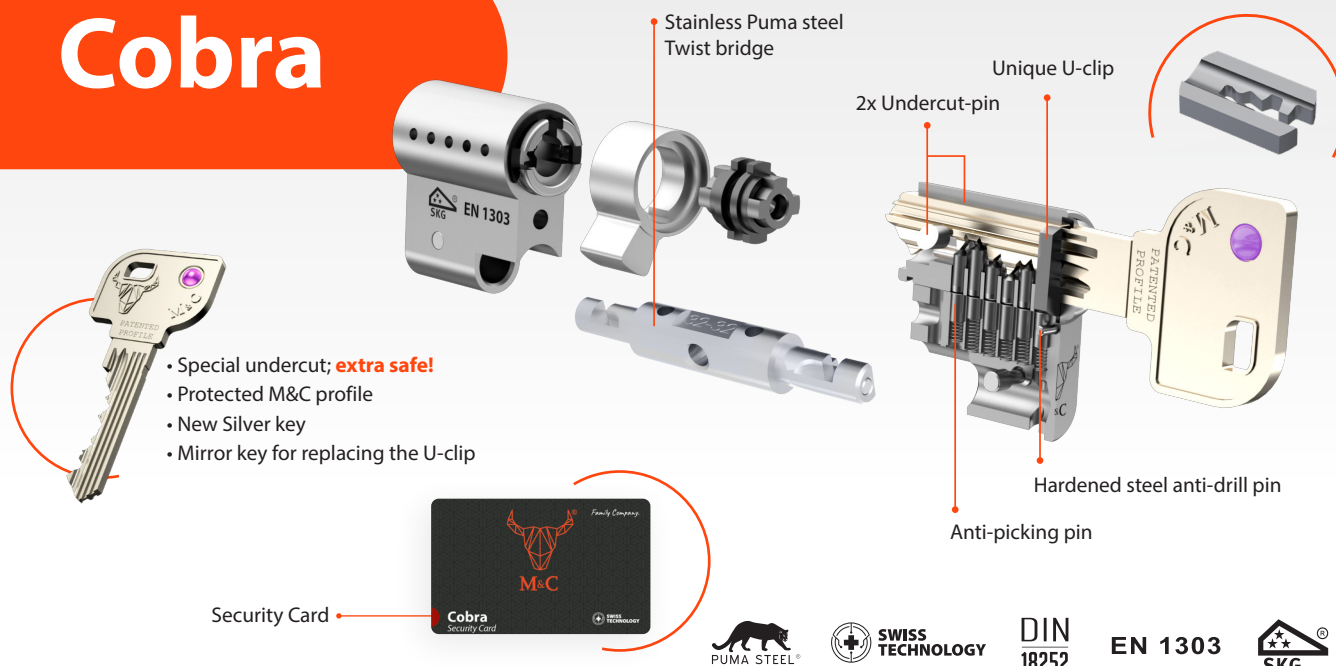
For smaller projects, sets of 1, 2, 3, or 5 cylinders are available, including U-clips. These allow you to easily set up a small master key system.

Need help creating a master key system?

Easily design one using the MK software program, available from M&C. This tool lets you create a unique configuration tailored to your specific project.



Cobra



DIN
18252

EN 1303



Modular

The modular M&C parts can be used for the M&C COBRA. The modular parts save time and the high costs of keeping them in stock. The advantage of this is that you can immediately modify the cylinder to your customer's needs.

Technical cylinder specifications

| | |
|---|---|
| Emergency function/2-sided function | ✓ |
| Main pins | ✓ |
| Anti-picking pins | ✓ |
| Anti-drilling | ✓ |
| Stainless Puma steel bridge with hard steel inlay | ✓ |
| Hardened steel anti-drill and anti-pull plate | ✓ |

Technical key specifications

| | |
|--------------------------------------|---------|
| Key type | Cut key |
| Protected key profile | ✓ |
| Security Card (security certificate) | ✓ |
| Special undercut | ✓ |

Key cutting machines

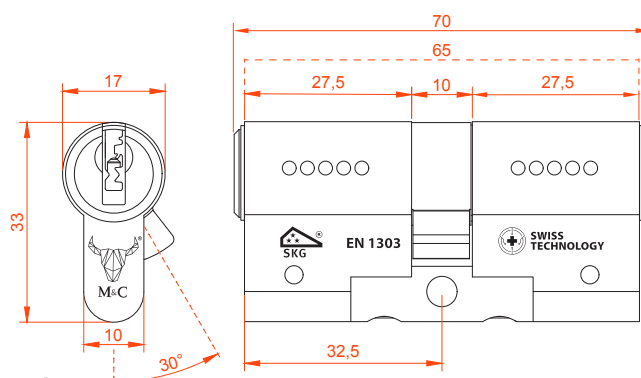
Key cutting clamps

| | |
|---------------------|---|
| M&C | CP-191S (A16) COBRA |
| Silca, JMA, Keyline | Clamps available contact your supplier |

Certification - tests

| | |
|----------------------|---|
| SKG certification | SKG*** certified |
| EN1303 | 1 6 0 B 0 A ¹⁾ 6 D ²⁾ |
| DIN 18252 | M S 6 D 0 |
| Corrosion resistance | 480 hours salt spray test |
| Fire test | Suitable for fire and smoke protection doors |

Dimensions



Color

Nickel



Brass



Black



Extendability & door thicknesses

Extendable to max 52 - 107 mm

Door thicknesses 40 - 164 mm

Suitable for all common doors and extendable in 5 mm increments

M&C COBRA is available as, and can be combined with

| | |
|-----------------------|--|
| Cylinders | Euro-profile-cylinders, rim-cylinders, padlock |
| Cylinder knobs | Round, oval, V-knob, clover, pushknob |
| Smartlock connections | Nuki, Dana, Tedee, Linus |
| Master key systems | Suitable for Master key systems |
| Modular system | All modular parts |

Master key plan



How to Create a Master Key Plan with MK Express?

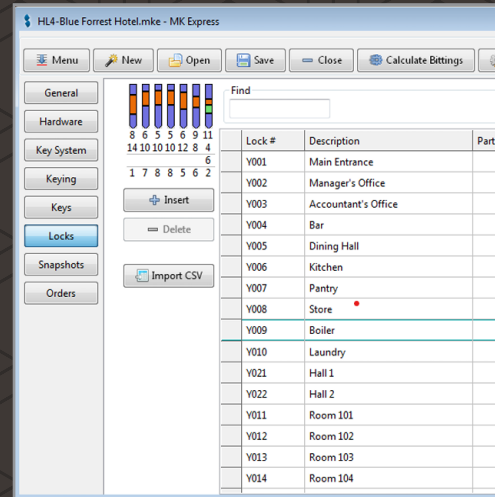
MK Express is a user-friendly program for calculating master key plans. It allows you to easily configure a Cobra master key system with 12 available profiles.

Instructions

For a larger master key plan, MK Express combines the U-clips with the main pins. For a smaller plan, only the clips are used for the calculation.

Within MK Express, you can specify your preference for the calculation. The available options are:

1. Simple configuration: the plan is easy to use - only the clips need to be replaced.
2. Stock-based adjustment: the plan is adapted to what you have in stock. For example, if you only have profiles 1 and 2, along with the GHS and the 0-profile, only these profiles and the main pins will be used.



Watch the video
about MK Express

mc.qrd.by/mkexpress

U-clip combinations

| | | | General Master | Sub Master | | | | Mono | | | | | | 0 |
|-------|---------|------------|----------------|------------|----|----|----|------|---|---|---|---|---|---|
| Size | Cyl.nr. | U-clip nr. | GM | S1 | S2 | S3 | S4 | 1 | 2 | 3 | 4 | 5 | 6 | 0 |
| 32/32 | 1 | 1 | X | | X | X | | X | | | | | | |
| 32/32 | 2 | 2 | X | X | | X | | | X | | | | | |
| 32/32 | 3 | 3 | X | X | X | | | | | X | | | | |
| 32/32 | 4 | 4 | X | | | X | X | | | | X | | | |
| 32/32 | 5 | 5 | X | | X | | X | | | | | X | | |
| 32/32 | 6 | 6 | X | X | | | X | | | | | | X | |
| 32/32 | 7 | GM | X | | | | | | | | | | | |
| 32/32 | 8 | S1 | X | X | | | | | | | | | | |
| 32/32 | 9 | S2 | X | | X | | | | | | | | | |
| 32/32 | 10 | S3 | X | | | X | | | | | | | | |
| 32/32 | 11 | S4 | X | | | | X | | | | | | | |
| 32/32 | 12 | 0 | X | X | X | X | X | X | X | X | X | X | X | X |



Masters of Security

www.m-c.eu

Family Company.

Master key plan

Profile Overview

Below, we show how the profiles are interconnected. The Cobra profile diagrams are designed using the same structure as an apartment complex. This system can be applied in several ways:



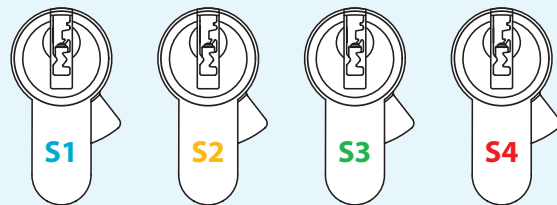
1. Top level (GM):

This is the highest level. The owner has the **master key** and **master cylinder**, which open all levels below.



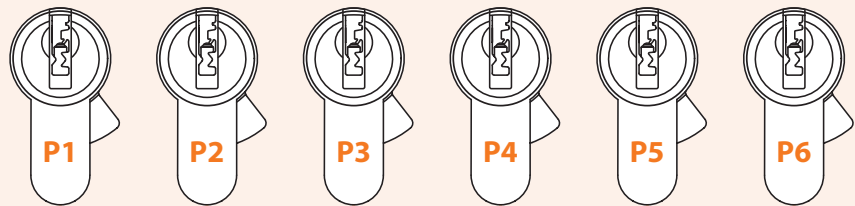
2. Second level (S-numbers):

At this level, **groups are divided**. For example, by building. Typically, there is one S-number per building.



3. Third Level – Residents (P-number):

Each resident has a P-number. With this key, they can open **shared access doors** as well as their own door.



4. Fourth Level – Common Access Doors:

This level provides access to everyone within the complex, such as the **main entrance** or **shared floor entrances**.

